



DAWOOD FAMILY TAKAFUL LIMITED
Islamic Alternative to Life Insurance

LEAVING NO
STONE
UNTURNED
to be TRULY
ISLAMIC



FUND PERFORMANCE REPORT

Participant Investment Funds for the month ended Sep 30, 2013

| Shariah Compliant Balanced Fund | | Shariah Compliant Income Fund | | Shariah Compliant Aggressive Fund | |
|---------------------------------|--|-------------------------------|--|-----------------------------------|--|
|---------------------------------|--|-------------------------------|--|-----------------------------------|--|

| Fund information | | | | | |
|------------------|------------|-------------|-----------------|-------------|------------------|
| Fund Type | Open ended | Fund Type | Open ended | Fund Type | Open ended |
| Risk level | Moderate | Risk level | Low to moderate | Risk level | Moderate to High |
| Launch Date | 01-Dec-08 | Launch Date | 01-Dec-08 | Launch Date | 29-Apr-11 |

| Investment objectives | | | | | |
|---|--|--|--|--|--|
| The primary objective of the fund is to provide balance mix of income returns as well as capital growth over the medium to long term by investing in high quality Shariah Compliant instruments with consistent return and high growth equities and securities. | | The primary objective of the fund is to provide moderate level of income with some potential for capital growth over the medium to long term by investing in high quality Shariah Compliant instruments with consistent returns. | | The primary objective of the fund is to provide moderate to high level of returns through capital growth over the medium to long term by investing in high quality listed Shariah compliant equity instruments expected to yield high returns. | |

| Investment performance | | | | | | | | |
|-----------------------------------|--------------|--------------|-----------------------------------|--------------|--------------|-----------------------------------|--------------|--------------|
| NAV per Unit | Aug 31, 2013 | Sep 30, 2013 | NAV per Unit | Aug 31, 2013 | Sep 30, 2013 | NAV per Unit | Aug 31, 2013 | Sep 30, 2013 |
| | | 158.340 | | 159.291 | | | 155.671 | 156.633 |
| Annualized return for year 2013 | 7.29% | | Annualized return for year 2013 | 7.65% | | Annualized return for year 2013 | 17.68% | |
| Inception price | Rs.100.00 | | Inception price | Rs.100.00 | | Inception price | Rs.100.00 | |
| Annualized return since inception | 12.27% | | Annualized return since inception | 11.72% | | Annualized return since inception | 12.74% | |

Movement in net asset value (NAV)

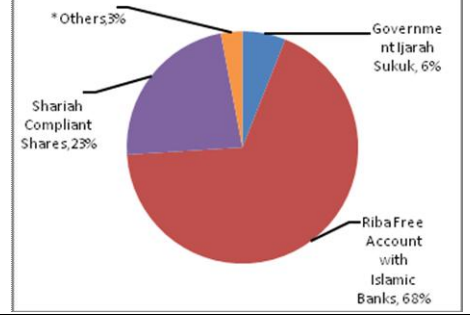
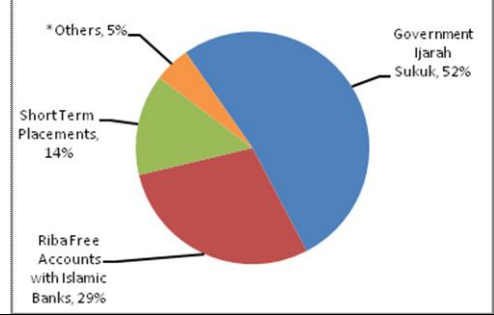
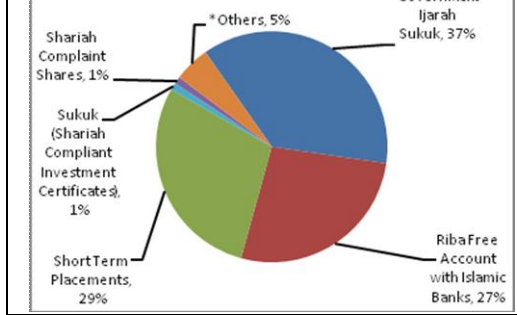


Total Assets under Management - Rs. 439,177,103

Participant Investment Funds are governed by the Investment Committee of the Company which follows best Asset Allocation Policy specifying maximum and minimum limits of investment in particular class of assets. The range of allocation provides flexibility in investment decision based on prevailing market condition and effective cash management.

| | | |
|------------------------|-----------------------|-----------------------|
| Rs. 348,053,569 | Rs. 55,529,927 | Rs. 35,593,607 |
|------------------------|-----------------------|-----------------------|

Fund's Asset Allocation



*Others include, accrued profits, unallocated contributions etc.

Fund Performance Analysis

- State Bank of Pakistan has cut down benchmark discount rates consistently during the past year, which has affected the profit yields of all the non-equity based investments. Management has put forth its best effort to mitigate the impact by smart and timely asset allocations and applying superior investment management skills without exposing our participants to undue risk. The annualized rate of return for year 2013 of balanced and Income fund has been maintained at 7.29% and 7.65%.
- The annualized rate of return for year 2013 of Aggressive Fund was 17.68%. The Company follows the policy to invest in premium Shariah compliant shares available in the market.