

SHARIAH COMPLIANT BALANCED FUND

April 30, 2016



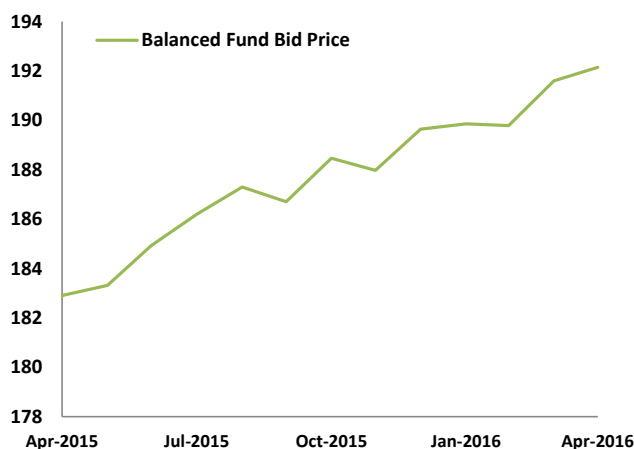
Fund Objective

The objective of the fund is to provide balance mix of income returns and capital growth over medium to long term. The fund invests in high quality Shariah Compliant instruments - with consistent returns; high growth equities; and securities.

General Information

Net Assets	PKR 941 million
NAV	PKR 192.1489
Category	Balanced
Risk Profile	Moderate
Date of Inception	01-Dec-2008
Thrawat Fee (Management Fee)	1.5% p.a.
Bid Offer Share (Front end Load)	5%
Pricing Mechanism	Forward Pricing
Pricing Frequency	Daily (Monday-Friday)
Cut Off Timing	3:00 PM

Fund Performance Chart



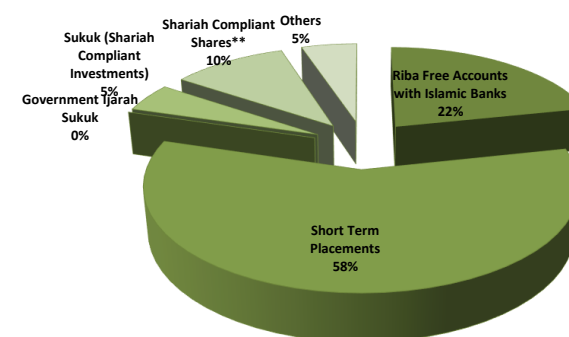
Fund Returns (Annualized)*

	Apr-16	Mar-16
Month to Date	3.47%	11.66%
Calendar Year to Date	4.01%	4.18%
1 Year	5.05%	6.51%
Since Inception	9.21%	9.27%

$$*Fund\ Return = \left(\frac{Current\ NAV}{Comparative\ Date's\ NAV} \right)^{\left(\frac{365}{No\ of\ days} \right)} - 1$$

Asset Allocation

	Apr-16	Mar-16
(Percentage of total Assets)		
Riba Free Accounts with Islamic Banks	21.7%	16.0%
Short Term Placements	57.9%	66.2%
Government Ijarah Sukuk	0.0%	0.0%
Sukuk (Shariah Compliant Investments)	4.8%	3.6%
Shariah Compliant Shares**	10.5%	10.1%
Others	5.1%	4.0%



**Top Ten Equity Holdings

	(Percentage of total Assets)
Hi-Tech Lubricant Ltd	1.0%
Pak Suzuki Motor Company Ltd	0.6%
Glaxosmithkline Pak.Ltd.	0.5%
Engro Corporation Limited	0.5%
The Searle Company Limited	0.5%
Treet Corporation Limited	0.5%
I.C.I. Pakistan Limited	0.5%
Karachi Electric Supply Company	0.4%
D.G. Khan Cement Company Ltd.	0.4%
Fauji Fertilizer Bin Qasim Ltd.	0.4%

**Sector Allocation

	Apr-16	Mar-16
(Percentage of total Assets)		
Automobile Assembler	0.6%	0.6%
Cement	1.9%	1.4%
Chemicals	0.6%	0.5%
Engineering	0.2%	0.0%
Fertilizer	1.7%	1.7%
Food & Personal Care Products	1.1%	0.9%
Household Goods	0.2%	0.2%
Oil And Gas Exploration Companies	0.4%	0.4%
Oil And Gas Marketing Companies	1.2%	1.5%
Personal Goods (Textile)	0.1%	0.2%
Pharmaceuticals	1.2%	1.2%
Power Generation & Distribution	0.9%	0.9%
Real Estate Investment Trust	0.0%	0.0%
Refinery	0.1%	0.3%
Technology And Communication	0.3%	0.3%

Fund's Movement Observations

During the month, market was volatile, and the discount rates remained low. The combination resulted in the aforementioned return.

DISCLAIMER

Investment risk is borne by the participant and actual maturity or surrender values may be higher or lower than the projected figures depending on the performance of the underlying investments in the Participant Investment Fund. Past performance of the fund is indicative and is not necessarily a guide or guarantee to future performance.

SHARIAH COMPLIANT INCOME FUND

April 30, 2016



Fund Objective

The primary objective of the fund is to provide moderate level of income with some potential for capital growth over the medium to long term by investing in high quality Shariah Compliant instruments with consistent returns.

General Information

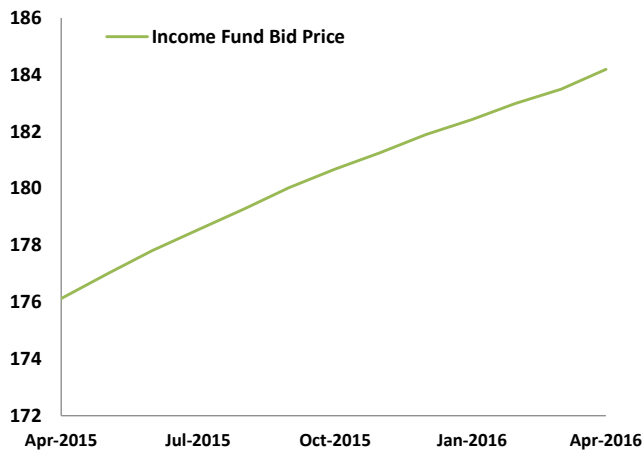
Net Assets	PKR 176 million
NAV	PKR 184.1939
Category	Income
Risk Profile	Low to moderate
Date of Inception	01-Dec-2008
Thrawat Fee (Management Fee)	1.5% p.a.
Bid Offer Share (Front end Load)	5%
Pricing Mechanism	Forward Pricing
Pricing Frequency	Daily (Monday-Friday)
Cut Off Timing	3:00 PM

Fund Returns (Annualized)*

	Apr-16	Mar-16
Month to Date	4.72%	3.24%
Calendar Year to Date	3.84%	3.55%
1 Year	4.58%	4.75%
Since Inception	8.59%	8.63%

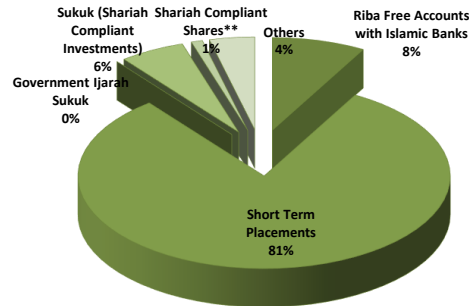
$$*Fund\ Return = \left(\frac{Current\ NAV}{Comparative\ Date's\ NAV} \right)^{\left(\frac{365}{No\ of\ days} \right)} - 1$$

Fund Performance Chart



Asset Allocation

	Apr-16	Mar-16
(Percentage of total Assets)		
Riba Free Accounts with Islamic Banks	8.1%	6.8%
Short Term Placements	81.3%	81.4%
Government Ijarah Sukuk	0.0%	0.0%
Sukuk (Shariah Compliant Investments)	5.7%	5.9%
Shariah Compliant Shares**	1.0%	1.0%
Others	3.9%	4.9%



**Top Equity Holding

	(Percentage of total Assets)
Dolmen City Reit	1.0%

**Sector Allocation

	Apr-16	Mar-16
(Percentage of total Assets)		
Real Estate Investment Trust	1.0%	1.0%

Fund's Movement Observations

During the month, the return on islamic risk free securities remained low and the slight investment in the equity maintained a consistent and positive return.

DISCLAIMER

Investment risk is borne by the participant and actual maturity or surrender values may be higher or lower than the projected figures depending on the performance of the underlying investments in the Participant Investment Fund. Past performance of the fund is indicative and is not necessarily a guide or guarantee to future performance.

SHARIAH COMPLIANT AGGRESSIVE FUND

April 30, 2016



Fund Objective

The primary objective of the fund is to provide moderate to high level of returns through capital growth over the medium to long term by investing in high quality listed Shariah compliant equity instruments expected to yield high returns.

General Information

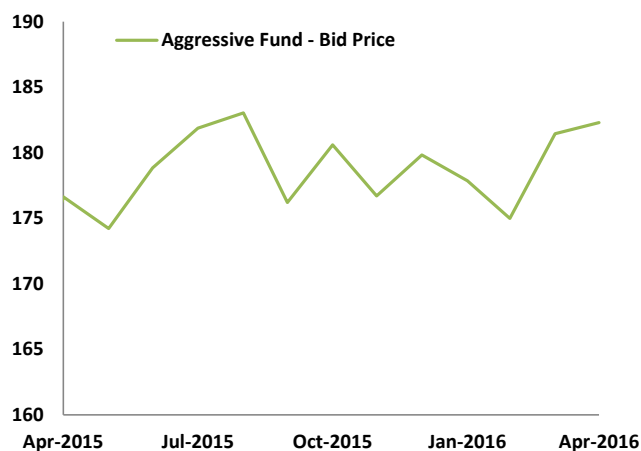
Net Assets	PKR 241 million
NAV	PKR 182.2905
Category	Aggressive
Risk Profile	Moderate to High
Date of Inception	29-Apr-2011
Thrawat Fee (Management Fee)	1.5% p.a.
Bid Offer Share (Front end Load)	5%
Pricing Mechanism	Forward Pricing
Pricing Frequency	Daily (Monday-Friday)
Cut Off Timing	3:00 PM

Fund Returns (Annualized)*

	Apr-16	Mar-16
Month to Date	5.73%	52.26%
Calendar Year to Date	4.17%	3.66%
1 Year	3.20%	9.43%
Since Inception	12.75%	12.87%

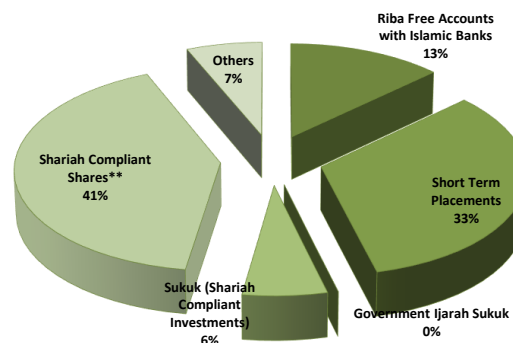
$$*Fund\ Return = \left(\frac{Current\ NAV}{Comparative\ Date's\ NAV} \right)^{\left(\frac{365}{No\ of\ days} \right)} - 1$$

Fund Performance Chart



Asset Allocation

	Apr-16	Mar-16
(Percentage of total Assets)		
Riba Free Accounts with Islamic Banks	13.1%	25.8%
Short Term Placements	33.1%	29.0%
Government Ijarah Sukuk	0.0%	0.0%
Sukuk (Shariah Compliant Investments)	6.2%	2.1%
Shariah Compliant Shares**	41.3%	40.3%
Others	6.4%	2.9%



**Top Ten Equity Holdings

	(Percentage of total Assets)
Glaxosmithkline Pak.Ltd.	2.3%
Treet Corporation Limited	2.3%
D.G. Khan Cement Company Ltd.	1.9%
Hi-Tech Lubricant Ltd	1.9%
I.C.I. Pakistan Limited	1.8%
Pak Suzuki Motor Company Ltd	1.7%
Fauji Cement Company Limited	1.6%
The Searle Company Limited	1.6%
Karachi Electric Supply Company	1.5%
Lucky Cement Limited	1.5%

**Sector Allocation

	Apr-16	Mar-16
(Percentage of total Assets)		
Automobile Assembler	1.7%	1.9%
Cement	8.0%	5.4%
Chemicals	2.5%	2.1%
Engineering	0.8%	0.0%
Fertilizer	6.0%	5.7%
Food & Personal Care Products	5.0%	4.8%
Household Goods	1.1%	0.9%
Oil And Gas	3.0%	4.0%
Oil And Gas Exploration Companies	1.3%	1.9%
Pharma & Biotech	0.9%	0.9%
Pharmaceuticals	5.1%	6.5%
Power Generation & Distribution	4.0%	4.0%
Refinery	0.4%	1.1%
Technology & Communication	0.7%	0.8%
Textile Composite	0.3%	0.3%
Transport	0.4%	0.0%

Fund's Movement Observations

The market remained volatile throughout; the movements in the equity market yielded a healthy positive returns.

DISCLAIMER

Investment risk is borne by the participant and actual maturity or surrender values may be higher or lower than the projected figures depending on the performance of the underlying investments in the Participant Investment Fund. Past performance of the fund is indicative and is not necessarily a guide or guarantee to future performance.