

SHARIAH COMPLIANT BALANCED FUND

June 30, 2019



FUND OBJECTIVE

The objective of the fund is to provide balance mix of income returns and capital growth over medium to long term. The fund invests in high quality Shariah Compliant instruments - with consistent returns; high growth equities; and securities.

FUND INFORMATION

Description	Information
Net Assets	PKR 1634 million
NAV	PKR 187.1968
Category	Balanced
Risk Profile	Moderate
Date of Inception	01-Dec-2008
Thrwat Fee (Management Fee)	1.5% p.a.
Bid Offer Share (Front end Load)	5%
Pricing Mechanism	Forward Pricing
Pricing Frequency	Daily (Monday-Friday)
Cut Off Timing	3:00 PM

FUND RETURNS

Period	Rate of Return
Month to Date (Absolute)	-1.1%
Calendar Year to Date (Absolute)	-3.4%
1 Year	-6.5%
3 Year (Absolute)	-3.7%
5 Years (Absolute)	10.2%
Since Inception (Absolute)	87.2%
Since Inception (Annualized)	6.1%

All returns above are net of Investment management Charge

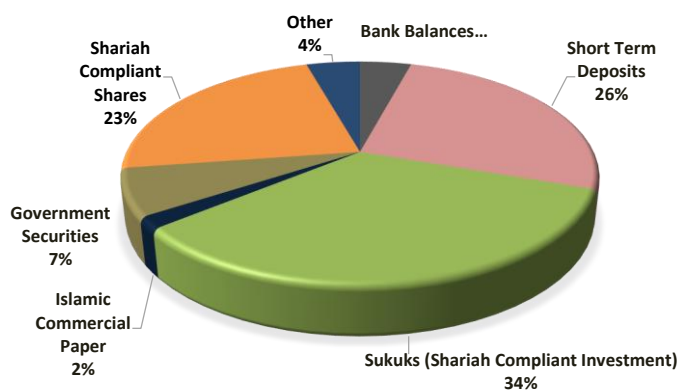
FUND MANAGER'S COMMENTS

During the month of June 2019 Balanced Fund's unit price decreased by 2.0436 (-1.08%) net of investment management fee.



ASSET ALLOCATION

Assets	Jun-19	May-19
Bank Balances	4.2%	3.4%
Short Term Deposits	26.1%	25.5%
Sukuks (Shariah Compliant Investment)	33.8%	33.9%
Islamic Commercial Paper	1.7%	1.7%
Government Securities	6.8%	7.3%
Shariah Compliant Shares	22.9%	23.4%
Other	4.4%	4.7%



DISCLAIMER

Investment risk is borne by the participant and actual maturity or surrender values may be higher or lower than the projected figures depending on the performance of the underlying investments in the Participant Investment Fund. Past performance of the fund is indicative and is not necessarily a guide or guarantee to future performance.

SHARIAH COMPLIANT INCOME FUND

June 30, 2019



FUND OBJECTIVE

The primary objective of the fund is to provide moderate level of income with some potential for capital growth over the medium to long term by investing in high quality Shariah Compliant instruments with consistent returns.

FUND INFORMATION

Description	Information
Net Assets	PKR 479 million
NAV	PKR 211.5451
Category	Income
Risk Profile	Low to moderate
Date of Inception	01-Dec-2008
Thrwat Fee (Management Fee)	1.5% p.a.
Bid Offer Share (Front end Load)	5%
Pricing Mechanism	Forward Pricing
Pricing Frequency	Daily (Monday-Friday)
Cut Off Timing	3:00 PM

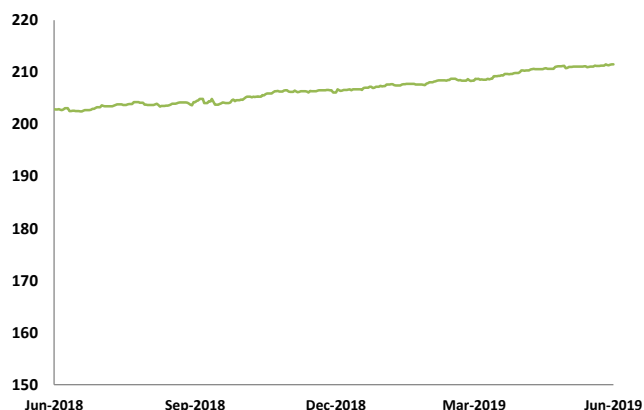
FUND RETURNS

Period	Rate of Return
Month to Date (Annualized)	4.1%
Calendar Year to Date (Annualized)	5.3%
1 Year	4.3%
3 Year (Annualized)	4.5%
5 Years (Annualized)	5.0%
Since Inception (Absolute)	111.5%
Since Inception (Annualized)	7.3%

All returns above are net of Investment management Charge

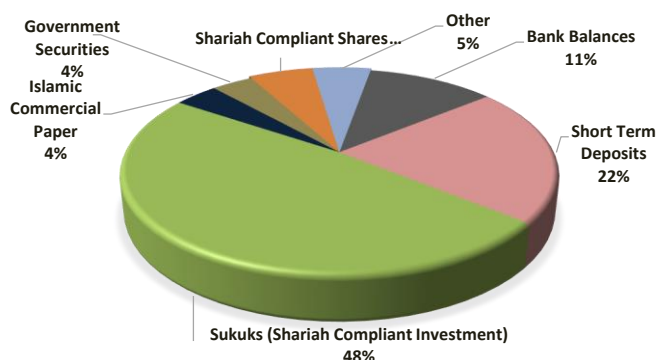
FUND MANAGER'S COMMENTS

During the month of June 2019 Income Fund's unit price increased by PKR 0.7065 (0.34%) net of investment management fee.



ASSET ALLOCATION

Assets	Jun-19	May-19
Bank Balances	11.3%	4.9%
Short Term Deposits	21.7%	26.4%
Sukuks (Shariah Compliant Investment)	48.5%	50.4%
Islamic Commercial Paper	3.9%	4.0%
Government Securities	3.7%	4.1%
Shariah Compliant Shares	5.6%	6.0%
Other	5.1%	4.1%



DISCLAIMER

Investment risk is borne by the participant and actual maturity or surrender values may be higher or lower than the projected figures depending on the performance of the underlying investments in the Participant Investment Fund. Past performance of the fund is indicative and is not necessarily a guide or guarantee to future performance.

SHARIAH COMPLIANT AGGRESSIVE FUND

June 30, 2019



FUND OBJECTIVE

The primary objective of the fund is to provide moderate to high level of returns through capital growth over the medium to long term by investing in high quality listed Shariah compliant equity instruments expected to yield high returns.

FUND INFORMATION

Description	Information
Net Assets	PKR 598 million
NAV	PKR 139.0183
Category	Aggressive
Risk Profile	Moderate to High
Date of Inception	29-Apr-2011
Thrwat Fee (Management Fee)	1.5% p.a.
Bid Offer Share (Front end Load)	5%
Pricing Mechanism	Forward Pricing
Pricing Frequency	Daily (Monday-Friday)
Cut Off Timing	3:00 PM

FUND RETURNS

Period	Rate of Return
Month to Date (Absolute)	-4.3%
Calendar Year to Date (Absolute)	-14.0%
1 Year	-24.1%
3 Year (Absolute)	-25.6%
5 Years (Absolute)	-9.9%
Since Inception (Absolute)	39.0%
Since Inception (Annualized)	4.1%

All returns above are net of Investment management Charge

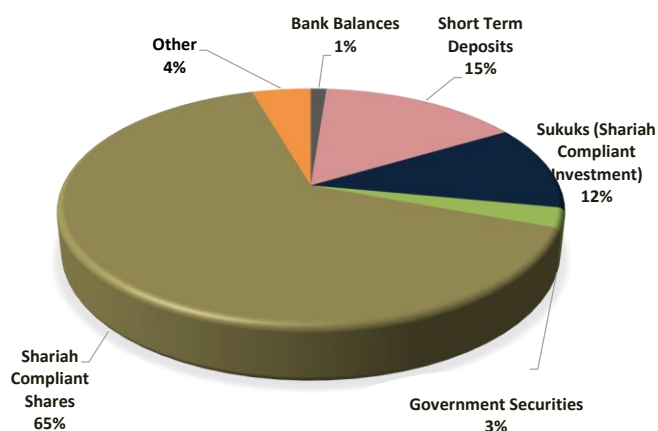
FUND MANAGER'S COMMENTS

During the month of June 2019 Aggressive Fund's unit price decreased by -6.2970 (-4.33%) net of investment management fee.



ASSET ALLOCATION

Assets	Jun-19	May-19
Bank Balances	1.2%	4.3%
Short Term Deposits	15.3%	13.5%
Sukuks (Shariah Compliant Investment)	11.5%	11.1%
Government Securities	2.7%	2.8%
Shariah Compliant Shares	64.8%	63.5%
Other	4.5%	4.8%



DISCLAIMER

Investment risk is borne by the participant and actual maturity or surrender values may be higher or lower than the projected figures depending on the performance of the underlying investments in the Participant Investment Fund. Past performance of the fund is indicative and is not necessarily a guide or guarantee to future performance.

TOP TEN HOLDINGS

June 30, 2019

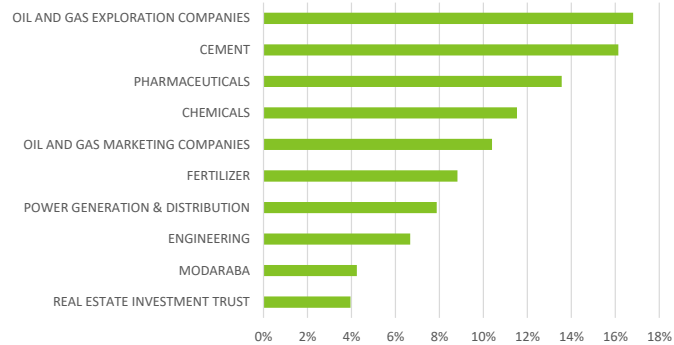


BALANCED FUND

TOP TEN HOLDINGS

LUCKY CEMENT LIMITED
PAKISTAN STATE OIL CO. LTD.
ENGRO CORPORATION LIMITED
HUB POWER COMPANY LIMITED
MARI PETROLEUM LTD
PAKISTAN OIL FIELD LIMITED
THE SEARLE COMPANY LIMITED
B.R.R.GUARDIAN MODARABA
DOLMEN CITY REIT
OIL & GAS DEVELOPMENT CO.

SECTOR ALLOCATION



AGGRESSIVE FUND

TOP TEN HOLDINGS

LUCKY CEMENT LIMITED
PAKISTAN STATE OIL CO. LTD.
MARI PETROLEUM LTD
ENGRO CORPORATION LIMITED
HUB POWER COMPANY LIMITED
B.R.R.GUARDIAN MODARABA
HIGHNOON LABORATORIES LIMITED
THE SEARLE COMPANY LIMITED
PAKISTAN OIL FIELD LIMITED
OIL & GAS DEVELOPMENT CO.

SECTOR ALLOCATION

